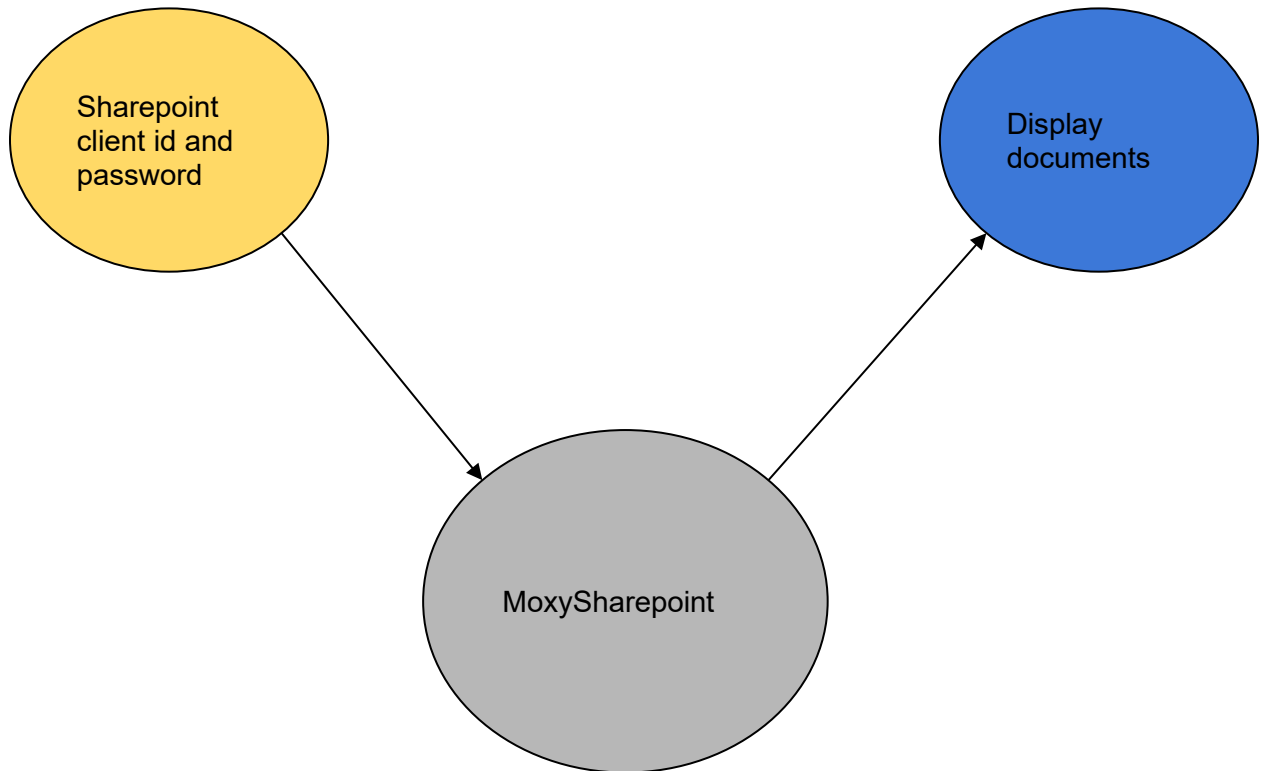


# 1. MoxySharepoint (Automated Document Display)

## 1.1 Requirements

The vendor needs to create a client id and password for MoxySharepoint. MoxySharepoint uses the client id and password to get the authorization token to get the data from the Sharepoint site.

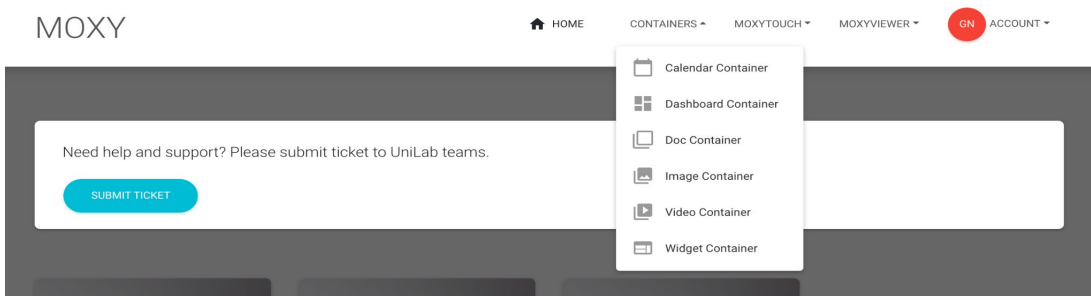


## 1.2 MoxySharepoint (Sharepoint Integration)

MoxyTouch Sharepoint uses auth token and query params to query sharepoint site APIs and get a list of documents from sharepoint site. Then, this list can be displayed on various touch screens using Moxy cast.

## 1.3 Work concept for MoxySharepoint


- Login to <https://moxy.unilab.com.au/> and click on the containers button in the menu, then select Widget container from the drop-down.



- Select the Sharepoint widget container.



- Click on the add sharepoint widget.



- Enter the sharepoint id which will query the sharepoint API's to get related documents.

## SharePoint

SharePoint ID (Room Number)

---

Description

---

[SUBMIT](#)

[CLOSE](#)

- After adding the sharepoint widget select the cast screen to display documents.

Added: June 18 2021

- [Casted Screen Details](#)
- [Preview SharePoint](#)
- [Edit SharePoint](#)
- [Delete SharePoint](#)

RETURN

Search

- Centrifuge Inert Gas (Sigma) 2020 SWP.pdf
- Centrifuge Inert Gas (Sigma) 3-16KL Manual.pdf
- Glassware washer GW3060 (SMEG).pdf
- Centrifuges General Risk Assessment.pdf

- The search bar can be used to search the documents from the list.